

**Recess Solutions:**  
How to offer recess safely during a pandemic

COVID-19 SUGGESTIONS

1

Peaceful Playgrounds Founder,  
Dr. Melinda Bossenmeyer

Designing playgrounds over 22 years

2

- 30 years education
- Principal
- County Office Administrator
- Numerous National Playground Boards and Committees
- Writing Committee CDC National Guidelines for RECESS

3

How do you safely offer recess in the fall?

4

4 Important Guidelines to remember

5

Information that is misleading.  
"Playgrounds" not "play structures"  
KidsHealth.org

6

CDC- Clean After Every Use Communal Spaces? May 19, 2020 Advisory

Play Structures can't really be cleaned.

Playground Equipment loose balls and hoops would spread the virus.

CDC Youth Sports Advisory Teams- Keep 2 kids sharing

7

Play Structures

"Going to the park can be a way to keep kids occupied while schools are closed during the COVID-19 outbreak, as long as they are practicing social distancing. However, you might want to keep kids off of communal equipment, such as jungle gyms and swings."

KidsHealth.org - Playground Recommendations


8

Where Children Play on Playgrounds

Play Structures- 11%  
Asphalt painted designs 39%  
Grass 50%

9

What does a distancing playground look like?



10


Activity Zones-Fun activities that kids love!  
9 Activity Zones



11

Each Activity Zone  
16-18 Players (1/2 A class)  
137 Students Total  
Possible not recommended

CDC recommends-  
A Classroom at an area  
Stagger Recess



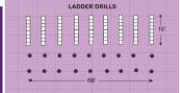
12

Each Class assigned an Activity Zone each day. Rotates Daily




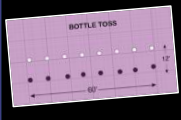
13

Students Cannot change games during recess  
Or leave their assigned zone.  
\*CDC Recommendation  
Covid-19 School Advisory



14

Maintaining 6' Social Distance  
Markings can designate spots for playing and spots for waiting in line.

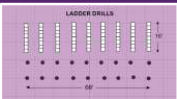
15

Safe distancing  
Maintained with game markings and designated spots for waiting in line



16

Wait to play  
Only on a dot

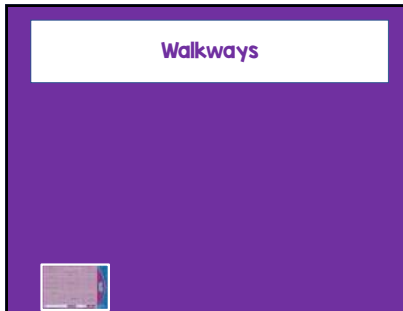


17

Safe distancing  
Walkways  
Entering and Exiting Playground



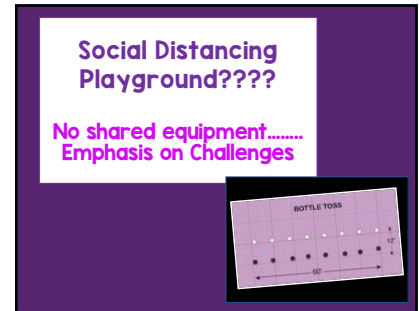
18



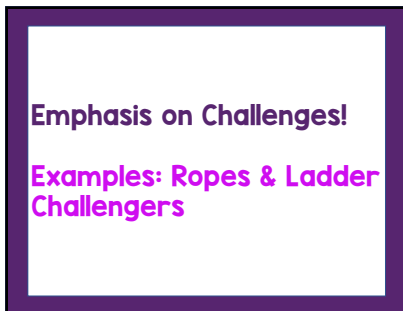
19



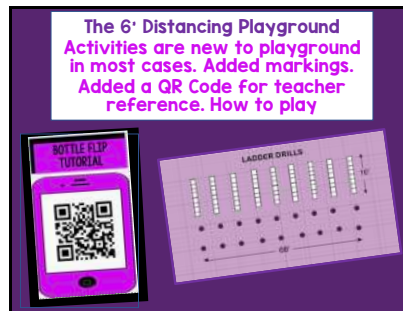
20



21



22



23



24



25



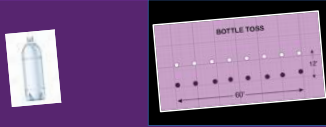
26



27

**Bottle Activity**

Bottle toss kids bring bottle from home. Put their name on it. No sharing.



28

**IMPORTANCE COLORS**  
Colors different from regular playground markings

*"Only 2 colors yellow and purple"*

Later when paint over  
Enormous amount of space

29

**White or Yellow - Court**

**Purple-Waiting in Line**

Colors different from regular playground markings

30

**DON'T ELIMINATE RECESS!**

31


**Planning and Paint**

Kids favorite activity


**RECESS**

32

**Kids can have fun again**



33



34



35

**4 question survey after you sign off**

36

**Questions and Answers  
Write in Chat Box**

37

**Peaceful  
Playgrounds**  
**Thank you for Joining US!**  
[www.peacefulplaygrounds.com](http://www.peacefulplaygrounds.com)  
**Play Nice Newsletter  
Grants  
& new information**

38